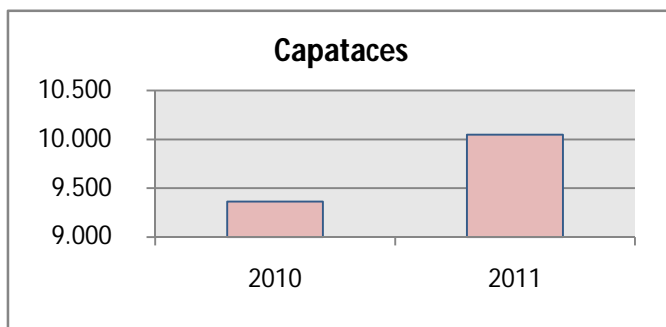
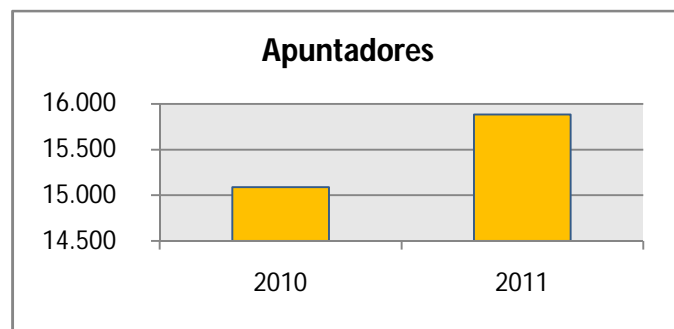


COMPARATIVA POR ESPECIALIDADES 2010-2011

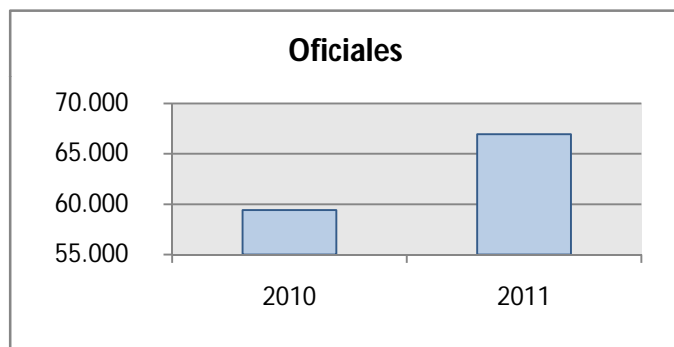
	Capataces	Comparativa	% anual
2010	9.363		
2011	10.047	684	7,31%



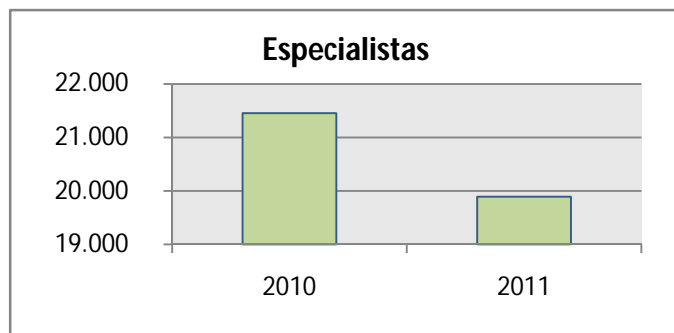
	Apuntadores	Comparativa	% anual
2010	15.088		
2011	15.884	796	5,28%



	Oficiales	Comparativa	% anual
2010	59.427		
2011	66.961	7.534	12,68%



	Especialistas	Comparativa	% anual
2010	21.454		
2011	19.892	- 1.562	-7,28%



	Trincaje	Comparativa	% anual
2010	3.089		
2011	3.622	533	17,25%

