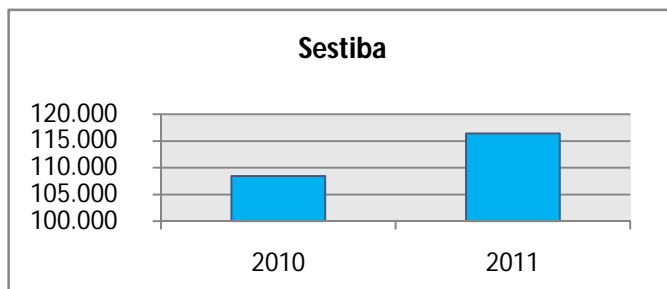
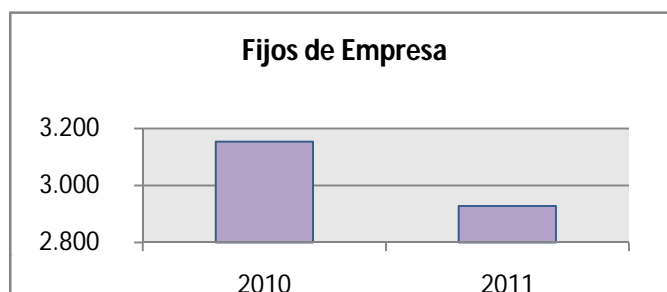


COMPARATIVA GENERAL TURNOS 2010-2011

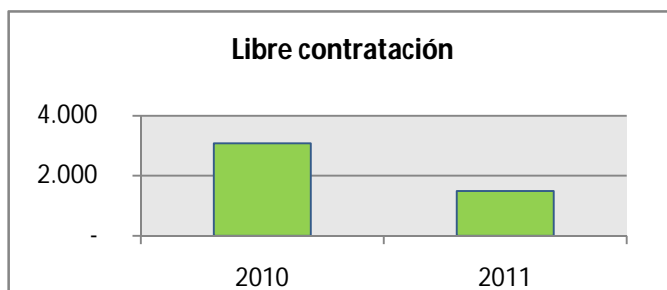
	Sestiba	Comparativa	% anual
2010	108.421		
2011	116.406	7.985	7,36%



	Fijos de Empresa	Comparativa	% anual
2010	3.154		
2011	2.928	- 226	-7,17%



	Libre contratación	Comparativa	% anual
2010	3.083		
2011	1.490	- 1.593	-51,67%



	Total Puerto	Comparativa	% anual
2010	114.658		
2011	120.824	6.166	5,38%

